


Year 1 Fiction and Stories: A Step-by-Step Guide for Parents

This step-by-step explanation to fiction and stories can help you support your child's learning at home. Each subject is broken down into manageable chunks, providing you with a simple guide to follow when exploring fiction and stories together, either as part of homework or if you decide to give your child some extra support. Whether your child is using their phonics skills to read a range of simple stories, or they are becoming familiar with a variety of different stories and using this information to write their own short narratives, you will find a step that matches where your child is at as well as some ideas for where to go next.

Within **this area of the website**, you will find a selection of resources intended to help your child learn about each step of this guide. Each step also contains a keyword or phrase that you can use to search the Twinkl site for more resources and activities, designed to support your child in achieving that stage. Simply type the keyword or phrase into the search bar and press enter to explore together.



We hope you find the information on our website and resources useful. The contents of this resource are for general, informational purposes only. This guide is intended to offer parents general guidance on what subject areas tend to be covered in their child's year group and where they could support their children at home. However, please be aware that every child is different and information can quickly become out of date. There are some subject areas that we have intentionally not covered due to the nature of how they are taught or because a trained professional needs to teach these areas. We try to ensure that the information in our resources is correct but every school teaches the national curriculum in its own way. If you would like further guidance or are unsure in any way, we recommend that you speak to your child's teacher or another suitably qualified professional.

Fiction and Stories

What Are Stories and Fiction?

Stories are a great way for your child to explore their imagination and creativity. Through narratives, your child can develop both their reading and writing skills.

Over the course of year 1, your child will discover a wide range of different stories. In shared reading, guided reading, English topics, reading at home and class topics, your child will look at many different stories, learning about diverse characters, settings and plot ideas.

Having fun with stories can help your child to develop a love of reading and writing and recognise that narratives can be enjoyable and entertaining. They can investigate stories in a variety of ways, including role play, games, building activities, puzzles and through creative art, all of which can help to build a positive opinion of stories and help to develop your child's imagination. These sorts of activities can also help your child to become more familiar with different stories, including traditional and fairy tales.

Once your child enjoys stories, has explored a variety of fiction and is familiar with them, they will start to write their own sentences and bring them together to form short, simple stories. They will learn how simple sentences are put together (a **subject**, a **verb**, and a **completed thought** - **Joe waited for the train**) and create their own examples.

As well as using the resources found in this category and the suggested keyword searches to help your child explore fiction and stories, a few ideas for games and activities to help your child learn how to find out about fiction and stories, both in their spoken language, reading and in their writing, are described below.

Read, Read, Read!

One of the best ways to explore stories and fiction is to read as many as you can with your child. This can include not only your child reading books, but you sharing stories with them. Can you give the characters unique voices that your little one will remember?

Sentence-by-Sentence Story

You could help your child build-up their imagination with a sentence-by-sentence story. Take it in turns to create a story together, each creating one sentence at a time. See where the story takes you, which characters you create together and the settings you both imagine.

Recipes

Why not have a go at baking biscuits together in the shape of, or decorated as, your child's favourite story characters? Bring the Gingerbread Man story to life or decorate some buns to create the characters in the Little Red Hen story.

Recreate a Nature Story

When you and your family are out at the park or in the garden, collect some natural resources (pebbles, stones, twigs, leaves, etc.) and use them to build characters, in combination with craft materials such as wire brushes, googly eyes or tissue. Once the characters are built, recreate and act out scenes from your child's favourite story using the new characters. For example, the Three Pebbles Gruff are trying to cross the bridge of the Evil Leaf living underneath.

Step 1

Reading Stories

At this early stage of school, your child will learn a range of phonics, blending and reading skills - all of which are vital for exploring stories and fiction. By using these skills, your child will be able to read a range of stories, with both friends and family, as well as on their own. Stories are a great way for your child to learn and talk about different topics and themes, but in a fictional (made up) setting. They can learn about different animals, people, places, morals, life skills, lessons and much more. You could try looking through some ebooks and digital stories with your child to practise their reading skills and explore messages within stories.



Story Fun

By having fun and carrying out creative activities, your child will build-up confidence and a positive feeling about stories and fiction. Whether acting out the story using role play packs, sequencing the story using playdough modelling or playing games based on the story, your child can familiarise themselves with different narratives while having plenty of fun - helping them to realise that reading and writing can be enjoyable. Explore some of the activities in this pack about The Gingerbread Man.


Step 2



Step 3

Reading Questions

Quite often, young people's understanding and comprehension develop quicker than their ability to read. Your child may be able to understand more about a story and narrative than they can read themselves - it may be a good idea to read a story together with your little one (even stories pitched at a more difficult level than they can read). Spend time talking about the story, about what has happened, what characters are thinking and feeling and why certain events have occurred. Give some reading comprehension activities a try, remembering that even if your child can't read the text themselves, you could read the text with them and discuss the questions together.



Step 4


Traditional Stories

Traditional stories and fairy tales are full of fun characters, magical settings and morals and messages for your child to find. Over the course of year 1, your child will become familiar with a range of traditional tales, learning about them to the point where they can recall the main events and key points in the stories, as well as recognising links with other stories. Use this pack to explore traditional stories in more detail and depth with your child.

Story Writing Frames

Once your child has explored a range of stories, reading all about different characters and becoming familiar with narrative features, they will move onto creating simple stories of their own. They will learn how simple sentences are constructed, understanding that they must contain a noun, a verb and a complete idea. For example, Dave (noun) swam (verb) across the pool (complete idea). They will begin to sequence these simple sentences into groups, forming short stories and narratives. Why not try looking at some sequencing activities, where your child has to take a story they are familiar with, order the events, then write simple sentences about each event? These sentences, when put together, will form a short story.

Step 5



Explore and Discover More

Twinkl Go! is a digital platform, hosting interactive content such as videos, games, audiobooks and more. Twinkl Go! enables digital content to be streamed to your computer or mobile device.



twinkl
Go!



twinkl
Book Club

Twinkl Book Club is our book subscription service. Enjoy our original works of fiction in beautiful printed form, delivered to you each half-term and yours to keep!



twinkl
Boost

Twinkl Boost is a range of intervention resources, created to support and lift learning with children at every level. These include our easy-to-use SATs and Phonics Screening resources.



twinkl
imagine

Imagine resources are designed to help your children to think creatively, question and imagine. Every week, a new topic consisting of five photos, each with related activities, is created.



twinkl
ORIGINALS

Twinkl Originals are engaging stories written to inspire pupils from EYFS to KS2. Designed to encourage a love of reading and help curriculum-wide learning through accompanying resources.



twinkl
KIDS' TV

Twinkl Kids' TV is our wonderful YouTube channel dedicated to fun and informative video-style resources full of new and creative activities you can try at home!